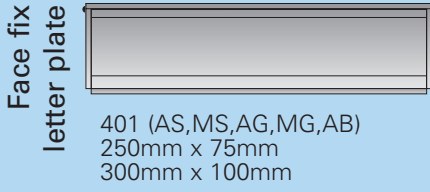
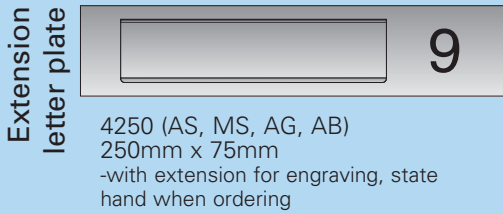


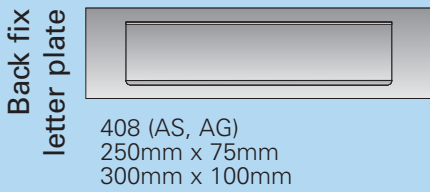
406 (AS, AG)  
250mm x 75mm  
300mm x 100mm




401 (AS,MS,AG,MG,AB)  
250mm x 75mm  
300mm x 100mm



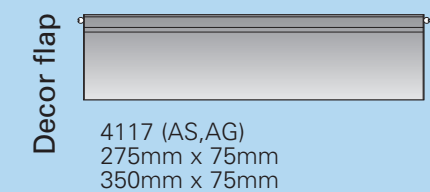
4250 (AS, MS, AG, AB)  
250mm x 75mm  
-with extension for engraving, state hand when ordering



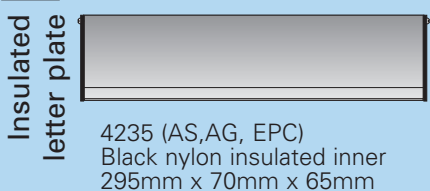
408 (AS, AG)  
250mm x 75mm  
300mm x 100mm



454 (AS,AG)  
250mm x 75mm  
300mm x 75mm



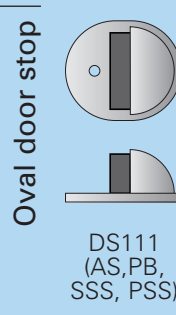
4117 (AS,AG)  
275mm x 75mm  
350mm x 75mm



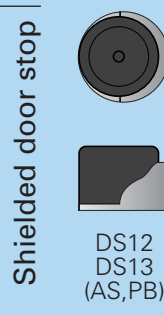
4235 (AS,AG, EPC)  
Black nylon insulated inner  
295mm x 70mm x 65mm



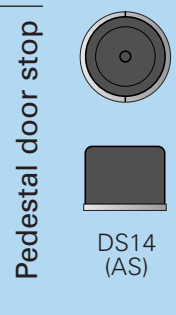
412 (AS)  
267mm x 75mm



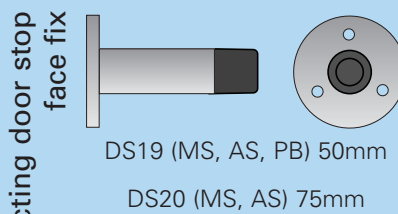
DS111 (AS,PB, SSS, PSS)



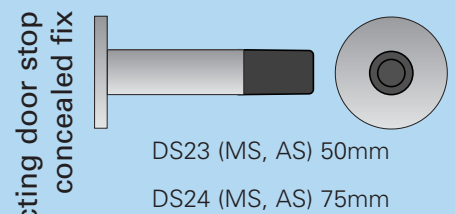
DS12 (AS,PB)  
DS13 (AS,PB)



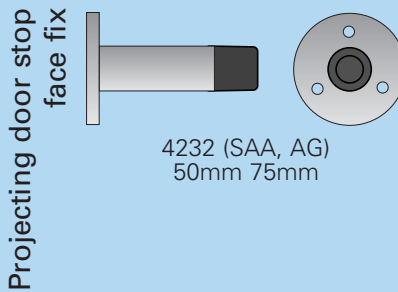
DS14 (AS)



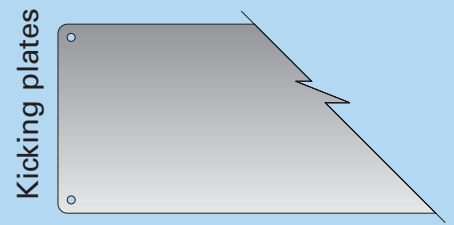
DS19 (MS, AS, PB) 50mm  
DS20 (MS, AS) 75mm



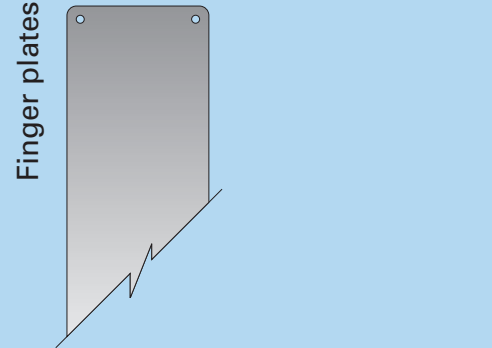
DS23 (MS, AS) 50mm  
DS24 (MS, AS) 75mm



4232 (SAA, AG)  
50mm 75mm



KP16 16 gauge (1.5mm)  
KP10 10 gauge (3mm)  
- cut to size



FP16 16 gauge (1.5mm) 300 x 75mm  
FP10 10 gauge (3mm) 300 x 75mm  
- or cut to size

# Clifford Aluminium

- letter plates, tidies, door stops and kick plates