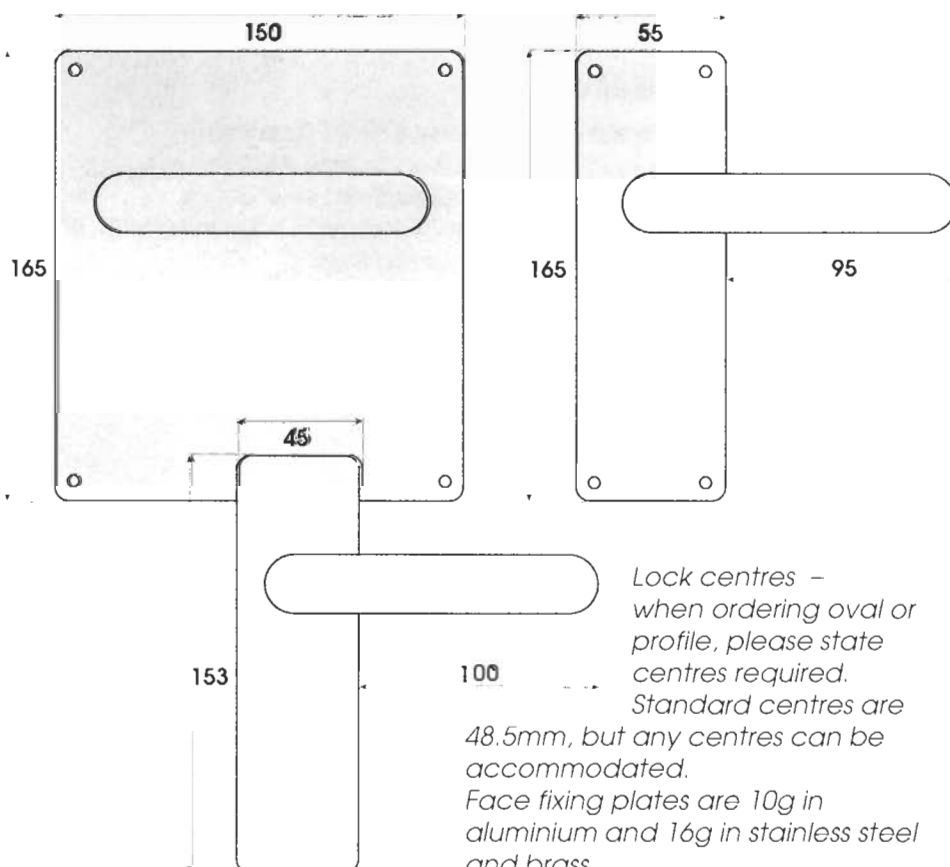





LEVER HANDLES

Produced in 19mm and 22mm diameter round bar available on either concealed or face fix plates. All of our lever furniture can be supplied for bolt through fixing using a 'T' fix bolt. All levers are spindle fixed using grub screws.



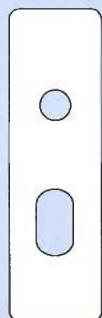
Concealed



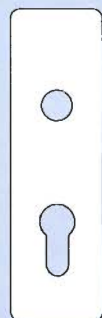
AS 19 R CH
SS 19 R CH
PB 19 R CH
AS 22 R CH
SS 22 R CH
PB 22 R CH



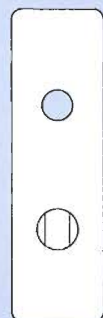
AS 19 R CK
SS 19 R CK
PB 19 R CK
AS 22 R CK
SS 22 R CK
PB 22 R CK



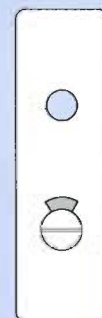
AS 19 R CL
SS 19 R CL
PB 19 R CL
AS 22 R CL
SS 22 R CL
PB 22 R CL



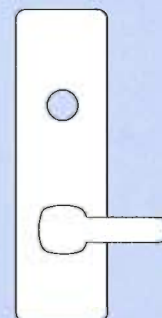
AS 19 R CE
SS 19 R CE
PB 19 R CE
AS 22 R CE
SS 22 R CE
PB 22 R CE




AS 19 R CM
SS 19 R CM
PB 19 R CM
AS 22 R CM
SS 22 R CM
PB 22 R CM



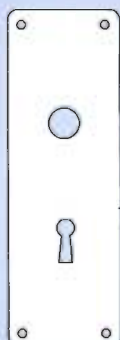
AS 19 R CMD
SS 19 R CMD
PB 19 R CMD
AS 22 R CMD
SS 22 R CMD
PB 22 R CMD



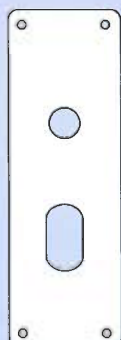
Face Fix



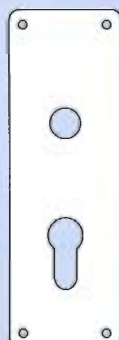
AS 19 R NH
SS 19 R NH
PB 19 R NH
AS 22 R NH
SS 22 R NH
PB 22 R NH



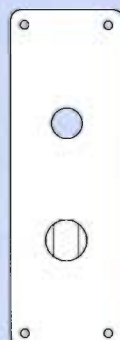
AS 19 R NK
SS 19 R NK
PB 19 R NK
AS 22 R NK
SS 22 R NK
PB 22 R NK



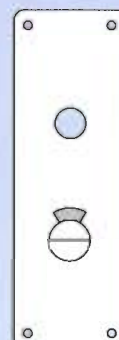
AS 19 R NL
SS 19 R NL
PB 19 R NL
AS 22 R NL
SS 22 R NL
PB 22 R NL




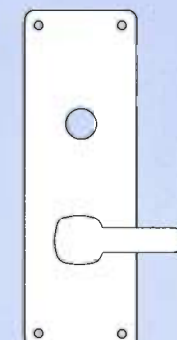
AS 19 R NE
SS 19 R NE
PB 19 R NE
AS 22 R NE
SS 22 R NE
PB 22 R NE



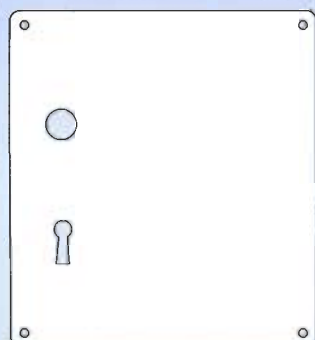
AS 19 R NM
SS 19 R NM
PB 19 R NM
AS 22 R NM
SS 22 R NM
PB 22 R NM



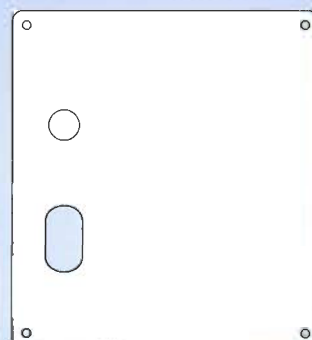
AS 19 R NMD
SS 19 R NMD
PB 19 R NMD
AS 22 R NMD
SS 22 R NMD
PB 22 R NMD



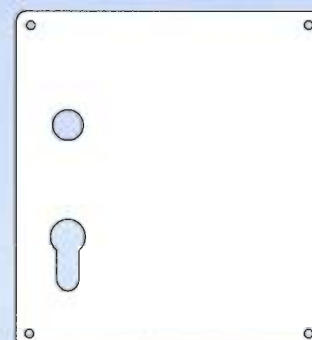
AS 19 R WH
SS 19 R WH
PB 19 R WH



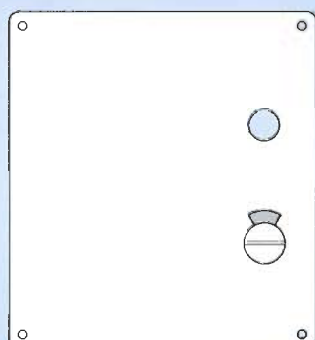
AS 19 R WK
SS 19 R WK
PB 19 R WK



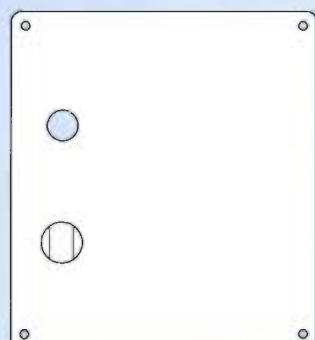
AS 19 R WL
SS 19 R WL
PB 19 R WL



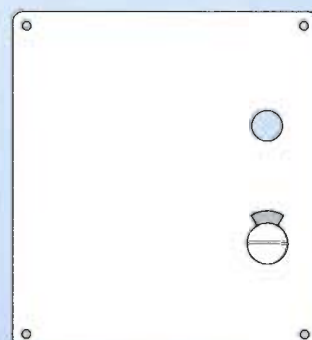
AS 19 R WE
SS 19 R WE
PB 19 R WE



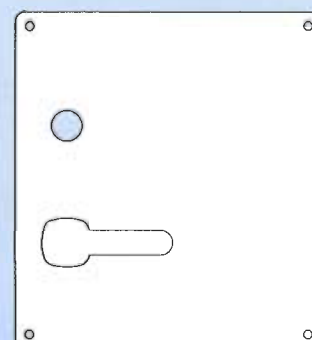
AS 19 R WM
SS 19 R WM
PB 19 R WM



AS 22 R WM
SS 22 R WM
PB 22 R WM



AS 19 R WMD
SS 19 R WMD
PB 19 R WMD



AS 22 R WMD
SS 22 R WMD
PB 22 R WMD